




INITIATIVE ON SUSTAINABILITY

Chart of the Week



SUSTAINABILITY PRACTICES: 2012 EDITION

Water consumption

Of the 3,000 global companies analyzed, 37 percent reported their total water consumption. Among these companies, those in the energy and materials sectors reported the highest median water consumption.

Water Consumption, Disclosure Rate by Index

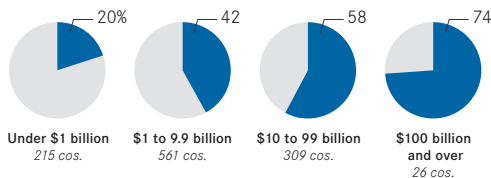
Thirty-seven percent of Bloomberg ESG 3000 companies reported total water consumption.



Sources: The Conference Board/Bloomberg, 2012.

Water Consumption, Disclosure Rate by Revenue Group

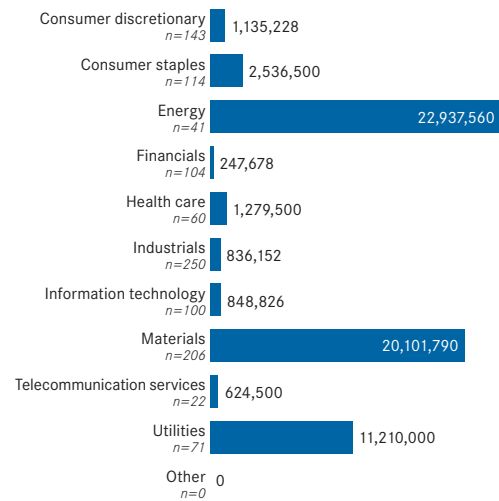
Companies with annual revenue of \$100 billion and up were most likely to report total water consumption.



Sources: The Conference Board/Bloomberg, 2012.

Water Consumption, Median by Sector

The energy sector reported the highest median water consumption.



Sources: The Conference Board/Bloomberg, 2012.

Why it matters...

- One of the anticipated effects of climate change on the ecosystem is the progressive desertification of certain geographic areas, magnifying the importance of water as a finite and vulnerable resource.
- Tracking and monitoring water consumption is an important first step in ensuring that businesses and communities can continue to enjoy availability of and access to water resources.