




Chart of the Week



SUSTAINABILITY PRACTICES: 2012 EDITION

Total waste generated

Of the 3,000 global companies analyzed, 37 percent reported the total amount of waste that was generated. Among these companies, those in the utilities sector reported the highest median waste generated.

Total Waste, Disclosure Rate by Index

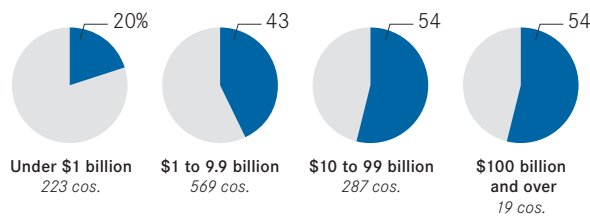
Thirty-seven percent of Bloomberg ESG 3000 companies reported the total waste that was generated.



Sources: The Conference Board/Bloomberg, 2012.

Total Waste, Disclosure Rate by Revenue Group

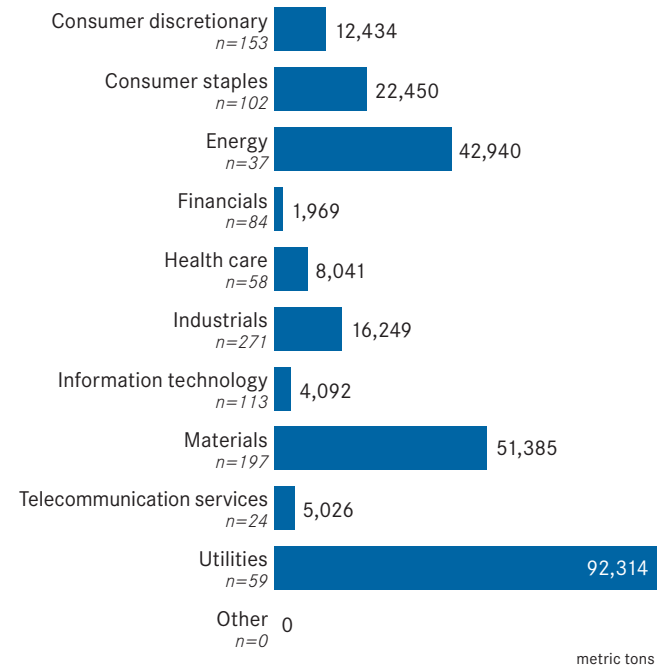
Companies in higher revenue groups were most likely to report the total waste generated.



Sources: The Conference Board/Bloomberg, 2012.

Total Waste, Median by Sector

The utilities sector reported the highest median waste generated.



Sources: The Conference Board/Bloomberg, 2012.

Why it matters...

- Waste management is becoming increasingly important as businesses and communities recognize there is value in material efficiency, reuse, and recycling.
- Waste is costly: by 2025, the amount of global urban solid waste is projected to increase from current levels by 70 percent, resulting in an increase in the annual cost of solid waste management from the current \$205 billion to \$375 billion.¹

¹ "What a Waste: A Global Review of Solid Waste Management," *The World Bank*, 2012.