

## News Release

Jonathan Liu (732) 991-1754 / [jonathan.liu@tcb.org](mailto:jonathan.liu@tcb.org)

**For Release 10:30 AM ET, April 15, 2026**

**Using the Composite Indexes:** *The Leading Economic Index (LEI) provides an early indication of significant turning points in the business cycle and where the economy is heading in the near term. The Coincident Economic Index (CEI) provides an indication of the current state of the economy. Additional details are below.*

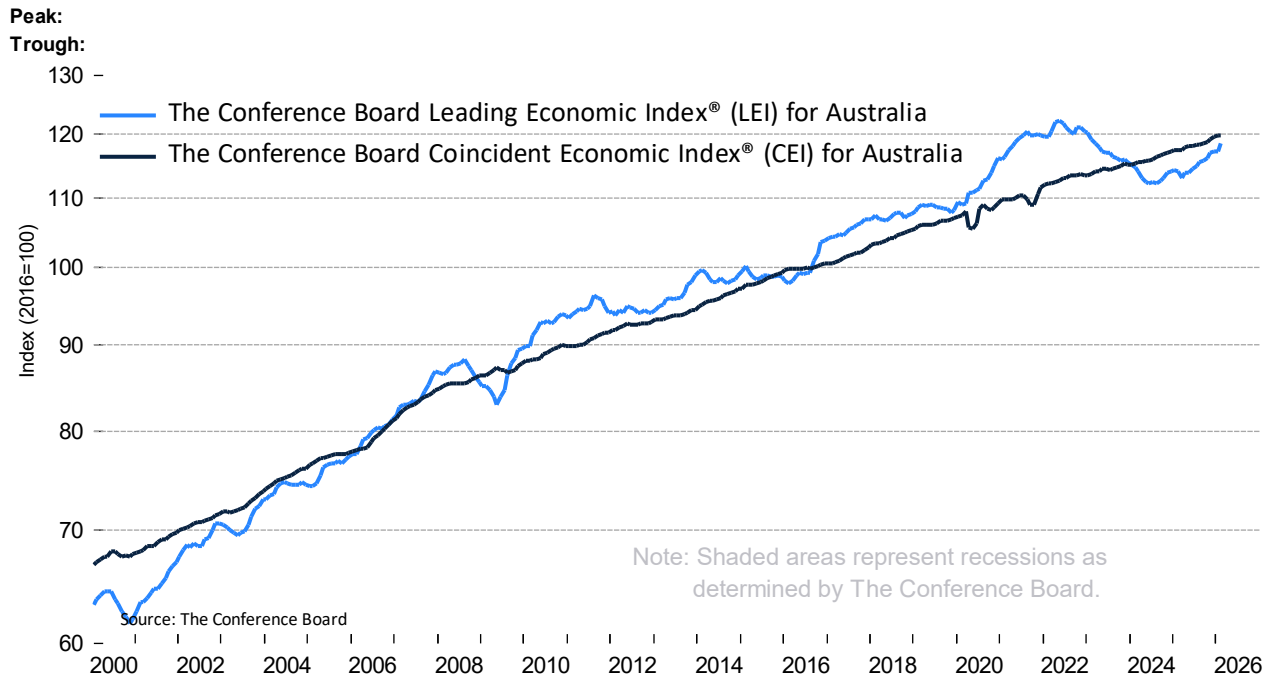
### **The Conference Board Leading Economic Index® (LEI) for Australia Increased in February**

**The Conference Board Leading Economic Index® (LEI)** for Australia increased by 1.1% in February 2026 to 118.5 (2016=100), following a 0.1% rise in January. Over the period from August 2025 to January 2026, the LEI for Australia climbed by 2.7%, over double the rate of 1.2% growth recorded between February and August 2025.

**The Conference Board Coincident Economic Index® (CEI)** for Australia grew by 0.2% in February 2026 to 119.8 (2016=100), following an increase of 0.2% in January. Over the period from August 2025 to February 2026, the CEI rose by 1.4%, accelerating from the 0.7% growth observed between February and August 2025.

**The next release is scheduled for Tuesday, May 12, 2026, at 10:30 A.M. ET.**

## The Australia LEI continued to increase in February...

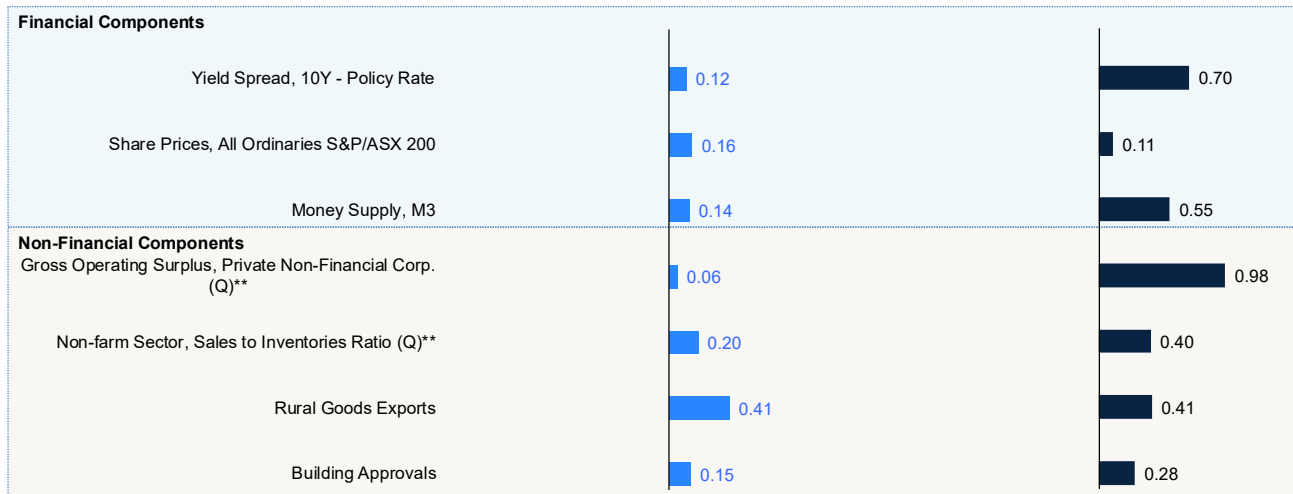


## ...resulting from gains in all components, led primarily by an increase in rural goods exports

### The Conference Board Leading Economic Index® and Component Contributions (Percent)

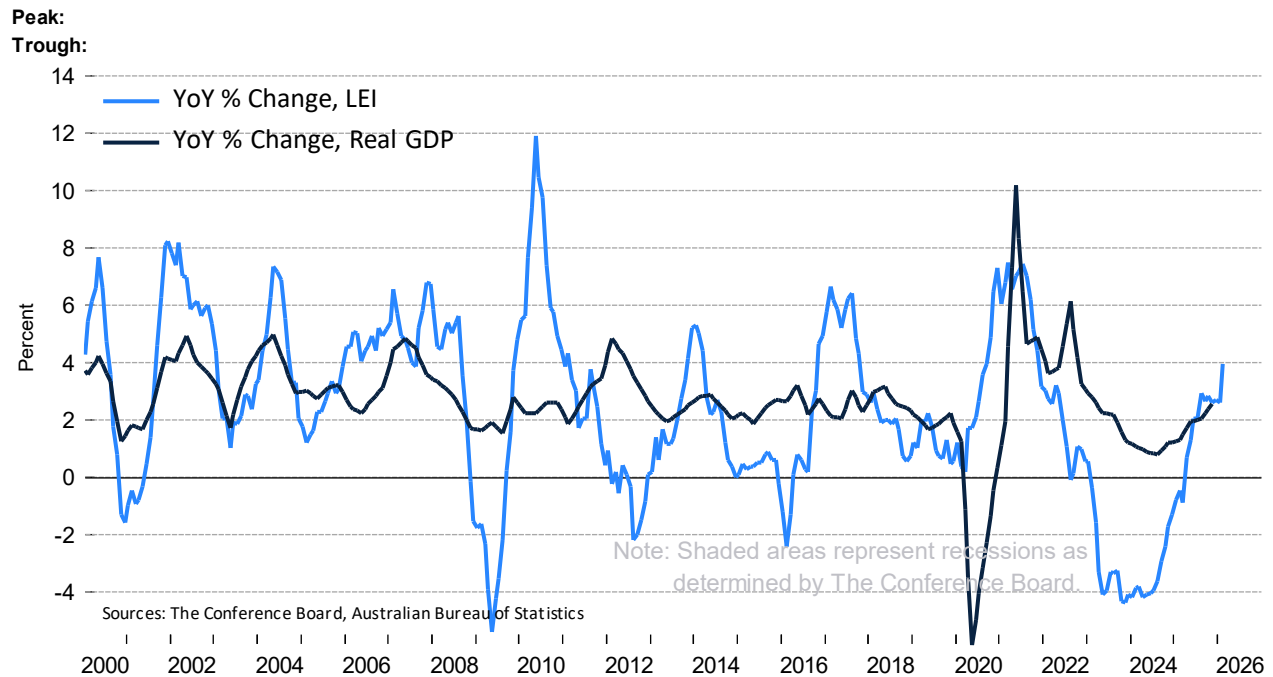
Feb. '26

6 mo. ending Feb. '26



Source: The Conference Board \* Inverted series; a negative change in this component makes a positive contribution.  
\*\* Statistical Imputation. - Q: Quarterly series; these series are converted to a monthly series through a linear interpolation  
LEI change might not equal sum of its contributions due to application of trend adjustment factor

## The positive annual growth rate of the Australia LEI, as of February still suggested solid economic growth



### About The Conference Board *Leading Economic Index*<sup>®</sup> (LEI) and *Coincident Economic Index*<sup>®</sup> (CEI) for Australia

The composite economic indexes are key elements in an analytic system designed to signal peaks and troughs in the business cycle. Comprised of multiple independent indicators, the indexes are constructed to summarize and reveal common turning points in the economy in a clearer and more convincing manner than any individual component.

The CEI reflects current economic conditions and is highly correlated with real GDP. The LEI is a predictive tool that anticipates—or “leads”—turning points in the business cycle by around seven months.

The seven components of *Leading Economic Index*<sup>®</sup> for Australia are:

- Yield Spread, 10Y – Policy Rate
- Share Prices, All Ordinaries S&P/ASX 200
- Money Supply, M3
- Building Approvals
- Rural Goods Exports
- Non-Farm Sector, Sale to Inventories Ratio
- Gross Operating Surplus, Private Non-Financial Corp.

The four components of the *Coincident Economic Index*<sup>®</sup> for Australia are:

- Employment
- Household Income
- Industrial Production
- Retail Trade

To access data, please visit: <https://data-central.conference-board.org/>

### About The Conference Board

The Conference Board is the member-driven think tank that delivers Trusted Insights for What’s Ahead<sup>®</sup>. Founded in 1916, we are a non-partisan, not-for-profit entity holding 501 (c) (3) tax-exempt status in the United States. [TCB.org](https://www.conference-board.org/)